

## PEACE, SAFETY & SECURITY INDEX: LESSONS LEARNED FROM MALAYSIA

**Prof. Dr. Jamaliah Said**

*Universiti Teknologi Mara, Malaysia*



International Scientific Conference  
"Contemporary Management  
Practices XII - Entrepreneurial and  
managerial development and training

Burgas Free University, Bulgaria

### PEACE, SAFETY & SECURITY INDEX: LESSON LEARNED FROM MALAYSIA

PROF DR JAMALIAH SAID

UNIVERSITI TEKNOLOGI MARA



#### SPEAKER PROFILE

##### PROFESSOR DR JAMALIAH SAID

Google Scholar index of 37 and a Scopus Scholar index of 17.

- Managing editor for two prestigious journals: the Malaysian Accounting Review (indexed in Scopus) and Asia Pacific Management Accounting Journal (indexed in WoS).
- "Highly Commended Paper Award 2019" from Emerald Publishing and the "MIA Articles of Merit Award 2019" from the Malaysian Institute of Accountants.
- Tokoh Penyelidik UiTM 2022 (social Science)

Region Chair for the year 2021 within the Asia Pacific Management Accounting Association

Visiting Professor

- Institute of Public Enterprise in Hyderabad, India,
- Sambhram Academy of Management Studies in Bangalore, India, and
- Bumi Gora University in Indonesia
- TU Delft, Natherlands



## CONTENTS

- Background
- Problem Statement
- Objective
- Methodology
- Framework index
- Indicators
- Index Scores



## CRIME NEWS IN MALAYSIA



**Pistol, bullets found in probe into teen's death**

The 19-year-old is believed to have fallen to his death from the 25th floor.

**PELANGAJARAN:** A bag containing a semi-automatic pistol and several bullets was discovered at a vehicle belonging to a 19-year-old believed to have fallen to his death.

Kelang police chief Maznan Abdul Yezid said the matter is under investigation.

In a statement, he said police were informed their man had fallen from the 25th floor of a building in Kelang.

"We are investigating if an accident death. A post-mortem is being conducted to determine the cause of



**Penang crime index plunges by 18%, but burglary on the rise**

By LO TENG CHIEN

**NARIK** Monday, 09 Dec 2024

**BUKIT MESTAJAM:** The crime index in Penang has dropped by almost 18.5% this year, but burglary cases have shown an upward trend, say police.

Penang police chief Comen Dabek Hamzah Ahmad said crimes such as burglary at commercial and residential areas had increased from January to November.

"We recorded 3,667 crime cases during the period, lower than the forecast threshold value of 4,477 cases last year.

"The 18.5% drop is equivalent to 832 cases," Comen Hamzah told reporters here yesterday.

However, he said 1,314 property crimes and thefts were recorded compared with 1,054 cases last year.

"The increase of 250 cases in about 23.5% more," he added.


Comen Hamzah said among the measures taken to curb crimes, especially at hotspots, was to increase targeted operations.

**STANBICKS** Greater: A year of focused growth in 2024

**NARIK** 05 Nov 2024  
Philipp expects revenue 262 out of 290 crime index cases recorded from...

This includes cooperation with other enforcement agencies such as the Road Transport

## CRIME NEWS IN MALAYSIA



**Disturbing trend: Brutal murders shake Malaysia**


By Ikh Hahn Aziz August 15, 2024 @ 3:42pm

**KUALA LUMPUR:** There has been a disturbing rise in brutal and sadistic crimes in recent months.

One of the most shocking recent cases was the murder of teacher Isdigomah Ahmad Rofi, whose decapitated body was discovered in a trash bin near a drain in Kampung Rimas, Johor.

In July, the nation was shocked by the death of Nur Fiqah Karim Abdullah, 25, a graduate from Sultan Idris Education University (UPSI), who was killed by a police officer.

Shortly after the discovery of Isdigomah's body, news broke of another tragedy—a family of three who perished in a murder-murder in Kampung Paga Pagan, Pahang, last week.



**Shooting off Morib that killed one, injured 4, classified as attempted murder**

By Yusoff Yusoff, January 20, 2024 @ 9:55am

**KUALA LUMPUR:** Police believe that a shooting incident in the waters off Muhi Beach was the result of a confrontation between foreigners and the Malaysian Maritime Enforcement Agency (MMEA).

The incident left one person dead and four others injured.


Selangor police chief Datuk Hussain Omar Khan told Bernama that preliminary investigations revealed the incident occurred after an MMEA patrol boat was rammed four times by another boat, believed to belong to the suspects.

In the incident, two suspects, believed to be foreigners, aboard the boat, allegedly attempted to attack MMEA officers with machine guns in the waters of Tanjung Rhu around Sam the same day.

CRIME NEWS IN MALAYSIA

**Malaysia tightens grip on cross-border crimes as human trafficking cases spike [WATCH]**

By Sharmila Mahalingam | September 4, 2024 @ 3:26pm



TANJAH MERAH: Cross-border crimes in Malaysia, particularly human trafficking, along with job scams, drug trafficking, and firearms smuggling, are on the rise, says Home Minister Datuk Seri Saifuddin Nasution Ismail.

Saifuddin said that not only Malaysia but neighbouring countries like Thailand and Myanmar were grappling with high rates of cross-border crime.

He said that human trafficking cases in Malaysia involved both local and foreign perpetrators.

During the ASEAN Ministerial Meeting on Transnational Crime in Vientiane last week, several countries, including Malaysia and China, discussed these issues. We have agreed to enhance our cooperation and implement joint action plans to combat these crimes. The situation is dynamic, and we have identified cases where Malaysians have become victims in various countries," he said.

**Ex-manager loses RM2 million in cryptocurrency scam**

By FazlurRazlan | January 24, 2024 @ 11:56pm



Selangor police chief Derek A. Hussein Omar Khan said the state Commercial Crime Investigation Department (CCID) received a report from the victim, who claimed to have been lured into the scam after encountering an advertisement on Facebook in mid-October 2023.

SHAH ALAM: A 59-year-old former manager has lost over RM2 million in a non-existent cryptocurrency investment scam.

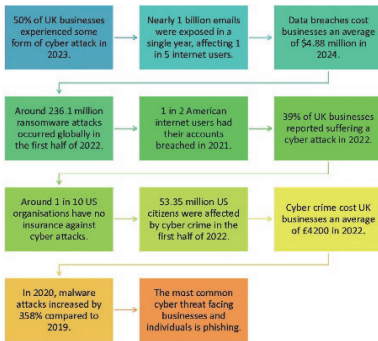
Selangor police chief Derek Hussein Omar Khan said the state Commercial Crime Investigation Department (CCID) received a report from the victim, who claimed to have been lured into the scam after encountering an advertisement on Facebook in mid-October 2023.

He was subsequently added to a WhatsApp group named '86 The Miracle of Stock Market', where he was introduced to an investment plan promising profits of 30 per cent to 70 per cent in a short time.

The victim was instructed to invest through a website known as '86STOCK.COM,' he said.

6

Headline Cyber Crime Statistics



**CYBERCRIME INDEX**  
 Ranking countries by cybercrime threat level

Ranking	Country	ICI score	Ranking	Country	ICI score
1	Russia	58.39	11	Iran	4.78
2	Ukraine	36.44	12	Belarus	3.87
3	China	27.86	13	Ghana	3.58
4	United States	25.01	14	South Africa	2.58
5	Nigeria	21.28	15	Moldova	2.57
6	Romania	14.83	16	Israel	2.51
7	North Korea	10.61	17	Poland	2.22
8	United Kingdom	9.01	18	Germany	2.17
9	Brazil	8.93	19	Netherlands	1.92
10	India	6.13	20	Latvia	1.68

CYBER CRIME

Studies from the IMF report that cybercrime will cost the world \$23 trillion in 2027, an increase of 175% from 2022

- The number of data breaches increased by 200% between 2013 and 2022. According to research, more than **2.6 billion** personal records were compromised between 2021 and 2023
- In 2024, the global average cost of a data breach was **\$4.88 million**, a 10% increase over the previous year
- Security teams take an average of 277 days to identify and contain a data breach, while breaches involving lost or stolen credentials take 328 days to identify and contain





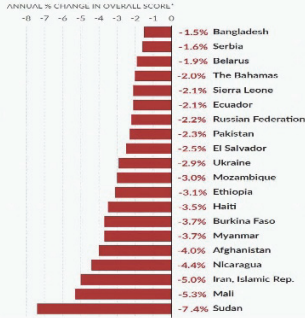
# Global Peace Index Ranking- BY COUNTRIES

RANK	COUNTRY	SCORE CHANGE	RANK	COUNTRY	SCORE CHANGE	RANK	COUNTRY	SCORE CHANGE	
1	Iceland	1.12	29	Cuba	1.08	57	Zambia	1.04	2
2	Iceland	1.20	30	Costa Rica	1.07	58	Chad	1.03	3
3	Iceland	1.33	31	Uruguay	1.02	59	Madagascar	1.02	4
4	New Zealand	1.23	32	Pakistan	1.02	60	Guatemala	1.02	5
5	Singapore	1.28	33	Italy	1.02	61	Kenya	1.01	6
6	Switzerland	1.38	34	United Kingdom	1.02	62	Malawi	1.01	7
7	Finland	1.32	35	Malaysia	1.01	63	Burkina Faso	1.01	8
8	Denmark	1.32	36	Hungary	1.01	64	Maldives	1.01	9
9	Denmark	1.38	37	Cuba	1.01	65	Chad	1.01	10
10	Maldives	1.42	38	North Macedonia	1.01	66	Senegal	1.01	11
11	Canada	1.49	39	Sweden	1.01	67	Sierra Leone	1.01	12
12	Chad	1.49	40	Sweden	1.01	68	Japan	1.01	13
13	France	1.61	41	Vietnam	1.01	69	Bolivia	1.01	14
14	Hungary	1.62	42	Austria	1.01	70	Chad	1.01	15
15	Chad	1.64	43	Taiwan	1.01	71	Comoros	1.01	16
16	Bulgaria	1.61	44	Mexico	1.01	72	Algeria	1.01	17
17	Japan	1.65	45	Mexico	1.01	73	Algeria	1.01	18
18	Indonesia	1.67	46	Burkina Faso	1.01	74	Togo	1.01	19
19	Australia	1.58	47	Argentina	1.01	75	Togo	1.01	20
20	Germany	1.60	48	Indonesia	1.01	76	Turkey	1.01	21
21	Spain	1.64	49	Lebanon	1.01	77	Armenia	1.01	22
22	Maldives	1.57	50	Burkina Faso	1.01	78	Myanmar	1.01	23
23	Japan	1.67	51	Tanzania	1.01	79	Kenya	1.01	24
24	France	1.65	52	Uruguay	1.01	80	Malawi	1.01	25
25	Kuwait	1.62	53	United Arab Emirates	1.01	81	Kenya	1.01	26
26	Bulgaria	1.63	54	Saudi	1.01	82	Kenya	1.01	27
27	Denmark	1.68	55	Kenya	1.01	83	Tanzania	1.01	28
28	Norway	1.58	56	Kuwait	1.01	84	Tanzania	1.01	29

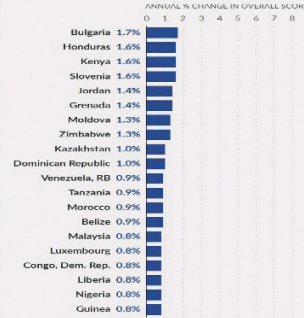
# World Justice Project | RULE OF LAW INDEX 2023

## Top Decliners and Improvers 2022-2023

### ► BIGGEST RULE OF LAW DECLINES



### ► BIGGEST RULE OF LAW IMPROVEMENTS



\* Annual percentage change in score is rounded to one decimal place. Countries with percentage changes in rule of law scores that round to the same values have been listed according to their unrounded values in order to show their ranking more precisely.

Source: WJP Rule of Law Index 2023

## Ranking in International Index

GLOBAL INDEX	MALAYSIA	BULGARIA	INDICATORS
Global Peace Index (GPI) (163 countries)	10 <sup>th</sup>	26 <sup>th</sup>	Public safety and security, persistent domestic and international conflicts, and military affairs.
World Justice Project (WJP) Rule of Law Index	55 <sup>th</sup>	59 <sup>th</sup>	Limitations on Government Authority, Corruption-Free Governance, Transparent Government, Human Rights, Safety and Security, Regulatory Enforcement, Civil Justice, Criminal Justice.
Global Organized Crime Index (GOICI) 2021 (193 countries)	46 <sup>th</sup>	70 <sup>th</sup>	Criminal market, crime offenders.

# Международна научна конференция „Съвременни управленски практики XII“

## РАЗВИТИЕТО И ОБУЧЕНИЕТО НА МЕНИДЖЪРИ И ПРЕДПРИЕМАЧИ В ИНДУСТРИЯ 5.0

**Ranking in International Index**

GLOBAL INDEX	MALAYSIA	BULGARIA	INDICATORS
<i>Global Terrorism Index (GTI)</i> (163 COUNTRIES)	81 <sup>st</sup>	88	Terrorist activity occurrences, number of victims, geographic distribution, terrorist groups, government response, socio-economic coalitions, terrorist funding, and public fear and perception.
<i>Global Cyber Security Index (GCI)</i> 1- HIGH COMMITMENT 4-LOW COMMITMENT	Tier 1	Tier 2	Legal actions, technical initiatives, organizational approaches, capacity development, cooperation
<i>Legatum Prosperity Index</i> (167 countries)	43 <sup>rd</sup>	48-	Inclusive social structure, open economic landscape, empowered citizens.

9



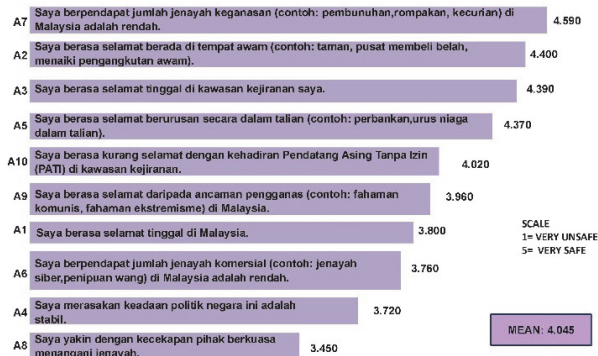
5





Международна научна конференция „Съвременни управленски практики XII“  
 РАЗВИТИЕТО И ОБУЧЕНИЕТО НА МЕНИДЖЪРИ И ПРЕДПРИЕМАЧИ  
 В ИНДУСТРИЯ 5.0

PERCEPTION ABOUT SAFETY, PEACE AND SECURITY (12,880 RESPONDENTS)



20

# DEVELOPMENT

## SAFETY AND SECURITY INDEX

35

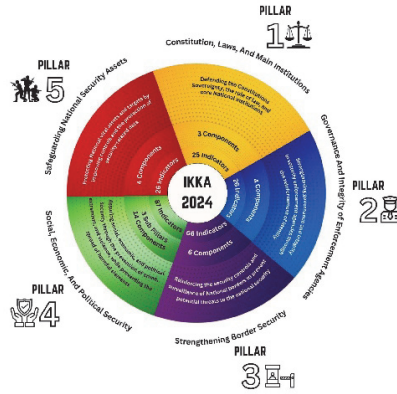
IKKA

NUM.	PILLAR	FACTOR	COMPONENT COUNT	TOTAL DATA (2020 – SEP 2024)	INDICATOR COUNT	WEIGHTING COUNT
1.	<b>CONSTITUTION, LAWS, AND MAIN INSTITUTIONS</b>					
	1. Constitutional Components: 30%					
	2. Legal Components: 30%	20%	3	125	25	80
	3. Main Institutional Components: 40%					
2.	<b>GOVERNANCE AND INTEGRITY OF ENFORCEMENT AGENCIES</b>					
	1. Corruption Components: 35%					
	2. Abuse of Power Components: 35%	20%	4	130	26	56
	3. Document Forgery Components: 20%					
	4. Governance/Disciplinary Components: 10%					
3.	<b>STRENGTHENING BORDER SECURITY</b>					
	1. Human Trafficking/Migrant Smuggling/Refugee Components: 30%					
	2. Illegal Immigrants (PATI) Components: 25%					
	3. Border Enforcement Components: 15%	2	6	330	66	197
	4. Goods Smuggling Components: 20%					
	5. Cyber Intrusion Components: 5%					
	6. Illegal Fishinactivities Components: 5%					
4.	<b>SOCIAL, ECONOMIC, AND POLITICAL SECURITY</b>					
	1. Sub-pillars 1 (Social): 40%					
	2. Sub-pillars 2 (Economy): 30%	20%	14	435	87	264
	3. Sub-pillars 3 (Politics): 30%					
5.	<b>SAFEGUARDING NATIONAL SECURITY ASSETS</b>					
	1. Human Resources Components (Employment): 35%					
	2. Information Technology Components: 10%	20%	4	130	26	78
	3. Infrastructure Components: 35%					
	4. Security and Defense Allocation Components: 20%					
	<b>TOTAL</b>	<b>100%</b>	<b>31</b>	<b>1150</b>	<b>230</b>	<b>675</b>

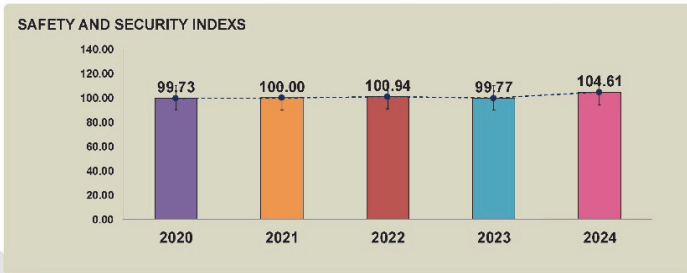
39



FRAMEWORK OF THE SECURITY AND PUBLIC ORDER INDEX (IKKA)



SAFETY AND SECURITY INDEX (2020 – September 2024)



MALAYSIAN WELLBEING INDEX 2000 - 2024



## IKKA Development Methodology

The index for each core is calculated using the average value of the indices for each indicator.

Each indicator is marked with either a positive (+) or negative (-) sign.

Indicators with a positive sign (e.g., PNK per capita, defense budget allocation, number of human resources, and infrastructure) indicate an improvement in conditions.

Indicator with a negative sign (e.g., crime rate, smuggling cases, and money laundering) reflect a deteriorating situation.

To calculate the index, the trend of negative indicators is adjusted, ensuring that an increase in value signifies an improvement in public safety and security, while a decrease reflects a downturn.

40

## Alignment Indicators with the SDGs

IKKA aligns with SDG 1, SDG 2, SDG 8 and SDG16

Nu m.	IKKA	Components/Indicators of IKKA	SDG
1.	Pillar 4 Economic Sub-Pillar Economic Growth Component	<ul style="list-style-type: none"> <li>Incidence of absolute poverty (absolute)</li> <li>Incidence of absolute poverty (hardcore)</li> <li>Incidence of absolute poverty (relative)</li> <li>Unemployment rate</li> <li>Gini Coefficient</li> </ul>	SDG 1 <i>No Poverty</i>  SDG 2 <i>Zero Hunger</i>
2.	Pillar 4 Economic Sub-Pillar Economic Growth Component	<ul style="list-style-type: none"> <li>Gross national income per capitapatn negara kasar per kapita</li> <li>Unemployment rate</li> </ul>	SDG 8 <i>Decent Work and Economic Growth</i>
3.	Pillar 1 Constitution, Laws, and Main Institutions	<ul style="list-style-type: none"> <li>Constitutional Component</li> <li>Legal Component</li> <li>Main Institutional Components</li> </ul>	SDG 16 <i>Peace, Justice and Strong Institutions</i>

64

## Alignment of IKKA Indicators with the GPI

IKKA	Components/Indicators of IKKA	Indicator of GPI
Pillar 4 Social Sub-Pillar Inmates Component	<ul style="list-style-type: none"> <li>Number of criminal inmates</li> <li>Number of drug convicts</li> <li>Number of criminal and drug convicts</li> <li>Number of inmates for other offences besides crime and drugs</li> </ul>	Number of jailed population per 100,000 people
Pillar 5 Human Resources Component (Employment)	<ul style="list-style-type: none"> <li>Number of positions in enforcement agencies</li> </ul>	Number of internal security officers and police per 100,000 people
Pillar 5 Security and Defense Allocation Components	<ul style="list-style-type: none"> <li>KDNK Ratio for Defense Expenditure</li> <li>Total Spending in RM million</li> <li>Budget Allocation Amount for KDN</li> <li>Total Allocated Budget for MINDEF</li> </ul>	Military expenditure as a percentage of GDP
Pillar 5 Human Resources Component (Employment)	<ul style="list-style-type: none"> <li>Number of positions in the PDRM</li> <li>Number of positions in the APMM</li> <li>Number of positions in the ESSCOM</li> </ul>	Number of armed services personnel per 100,000 people
Pillar 5 Security and Defense Allocation Components	<ul style="list-style-type: none"> <li>Value of firearms imports</li> </ul>	Volume of transfers of major conventional weapons as recipient (imports) per 100,000 people

66